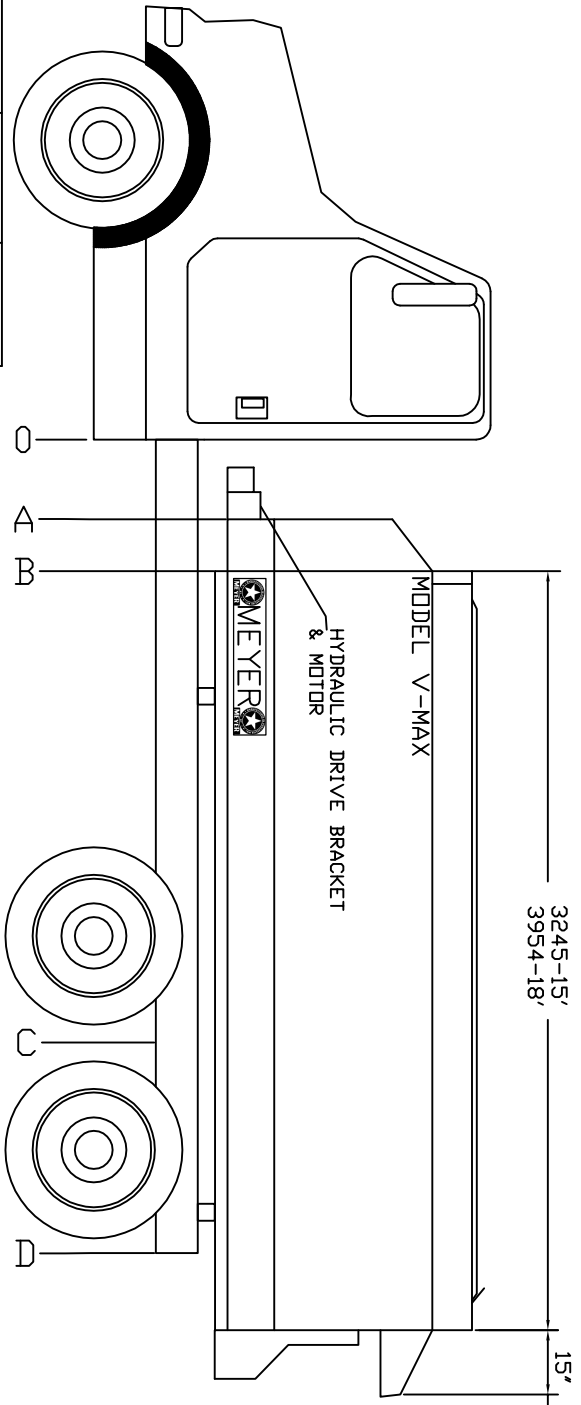


HYDRAULIC WET KIT OR TRUCK PTO PROVIDED BY CUSTOMER
DIMENSIONAL DATA FOR TRUCK MOUNTED
V-MAX MANURE SPREADERS



SIZE	A	B	C	D
2636	28"	43"	134"	170"
3245	28"	43"	151"	201"
3954	28"	43"	171"	231"

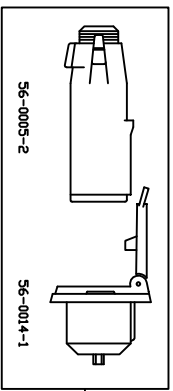
TRUCK PTO REQUIREMENTS--(DIRECT OR HYDRAULIC DRIVE)
TRUCK PTO--300 FT/LBS INTERNAL TORQUE MINIMUM

HYDRAULIC DRIVE REQUIREMENTS
PUMP REQUIREMENTS OF 3250--3400 PSI CONTINUOUS
AT A MAXIMUM OF 40 GAL./MIN. @ 1900--2000 ENGINE RPM
MANIFOLD RELIEF INSTALLED AND SET AT 3250 PSI
RESERVOIR CAPACITY--80 GALLON MINIMUM (W/OIL) W/INLINE COOLER
(CAPACITY 33 HP MIN. @ 40 GPM, 130 GALLONS (W/OIL) WITHOUT COOLER
DIRECT DRIVE REQUIREMENTS

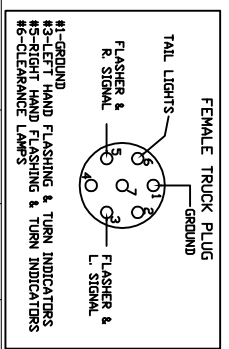
- GEARBOX DRIVE SYSTEM (STANDARD)
- 100% OF ENGINE SPEED TO REACH 1000 RPM INPUT AT SPREADER
- CHAIN DRIVE SYSTEM (OPTIONAL)
- 60--80% OF ENGINE SPEED TO REACH 1000 RPM INPUT AT SPREADER
- #80 ROLLER CHAIN RECOMMENDED
- JACK SHAFT SPROCKET--AS REQUIRED
- V-MAX/FORCE DRIVE 80B24 (CLUTCH PACKAGE)

MEYER MANUFACTURING WILL NOT BE RESPONSIBLE FOR UNITS THAT ARE NOT SET UP ACCORDING TO THE SPECIFICATIONS ON THIS PAGE. SYSTEM FAILURE COULD OCCUR ALONG WITH POOR PERFORMANCE.

3245-15'
 3954-18' 15'



SUPPLY A 7-PIN MALE & FEMALE PLUG OFF THE REAR OF CAB FOR LIGHT HOOD-UP TO IMPLEMENT, LOCATED CENTRALLY BEHIND CAB. FROM MEYER ORDER 56-0005-2 & 56-0014-1.



TAILLIGHT CONVERTER
DEPENDING ON MAKE AND MODEL OF TRUCK IT MAY BE NECESSARY TO INSTALL A LIGHT CONVERTER (MEYER PART #56-0028). CONVERTER ALLOWS SIGNAL LIGHTS AND BRAKE LIGHTS TO OPERATE ACCORDING TO DOT LIGHTING.

DRAWN	NAME	DATE	MATERIAL
JAA	JAA	6-22-09	MEYER MFG CORP.
CHECKED UNLESS OTHERWISE SPECIFIED: DIMENSIONS ARE IN INCHES TOLERANCES: FRACTIONAL ± 1/32" ANGULAR: MACH ± 0.030° TWO PLACE DECIMAL ± 0.015" THREE PLACE DECIMAL ± 0.005"			TITLE: V-MAX TRUCK MOUNT DIMENSIONS
PROPRIETARY AND CONFIDENTIAL THE INFORMATION CONTAINED IN THIS DRAWING IS THE SOLE PROPERTY OF MEYER MFG CORP. ANY REPRODUCTION IN PART OR AS A WHOLE WITHOUT THE WRITTEN PERMISSION OF MEYER MFG CORP. IS PROHIBITED.			
SIZE	DWG. NO.	REV	
A	SV-TRUCK MOUNT-HP BLOCK	—	
SCALE: 1:1	WEIGHT:	SHEET 1 OF 1	